

CANVAS AND ABSTRACT OF  
THE VOTE OF  
2012 General Election  
Held on November 6, 2012


State of Nevada }  
County of :  
White Pine }

I, LINDA F. BURLEIGH, County Clerk/Registrar of White Pine County, Nevada, do hereby certify the attached to be a full, true and correct Statement of the votes of White Pine County, Nevada, polled at the 2012 General Election held on Tuesday, November 6, 2012 and I hereby further certify that the whole number of votes cast in the 2012, White Pine County, Nevada General Election is set forth in the attached documents.


WITNESS my hand and Official Seal, this 13th of November, 2012.


WE, THE UNDERSIGNED, Commissioners of White Pine County, State of Nevada, do hereby accept the attached abstract of the vote to be a full, true and correct statement of the vote of the 2012 General Election in and for White Pine County, Nevada, polled at the 2012 General Election held on Tuesday, November 6, 2012.

DATED THIS 13<sup>th</sup> day of November, 2012.


  
John Lampros, Chairman


Absent  
Richard Carney

  
Mike Lemich

  
LINDA F. BURLEIGH, WPC Clerk/Registrar

Absent  
Gary Perea, Vice-Chairman

  
Laurie Carson



**ABSTRACT & BREAKDOWN OF  
VOTES FOR THE WHITE PINE  
2012 GENERAL ELECTION  
November 6, 2012**

TOTAL NUMBER OF REGISTERED VOTERS	4,596
TOTAL NUMBER OF VOTES CAST	3,717
% OF VOTER TURNOUT	80.83%
NUMBER OF EARLY VOTERS	1,359
NUMBER OF ABSENTEE VOTERS	564
NUMBER OF VOTERS AT POLLS ELECTION DAY	1,792
<i>Including Mail-In</i> PROVISIONAL VOTERS	2


  
\_\_\_\_\_  
John Lampros, Chairman


ABSENT


\_\_\_\_\_  
Gary Perea, Vice-Chairman


ABSENT

\_\_\_\_\_  
Richard Carney

  
\_\_\_\_\_  
Laurie Carson

  
\_\_\_\_\_  
Mike Lemich

  
\_\_\_\_\_  
Linda F. Burleigh  
White Pine County Clerk/Registrar of Voters



**GENERAL ELECTION**

November 6, 2012

**Summary Report**

White Pine

**WhitPine2012GeneralSum**

<b>Registration &amp; Turnout</b>	4,596	Voters	<b>County Commissioner Seat 4 (cont'd...)</b>	10/10	100.00%
<b>Election Day Turnout</b>	<b>1,792</b>	<b>38.99%</b>	DEM - PEREA, GARY	1,613	44.77%
Absentee Turnout	564	12.27%			
Early Vote Turnout	1,359	29.57%	<b>Total ...</b>	<b>3,603</b>	<b>100.00%</b>
<b>Total ...</b>	<b>3,715</b>	<b>80.83%</b>	<b>Supreme Court Justice, Seat C</b>	10/10	100.00%
<b>Pres/Vice Pres of the US</b>	10/10	100.00%	<b>NP - CHERRY, MICHAEL A.</b>	<b>2,448</b>	<b>74.63%</b>
IAP - GOODE, VIRGIL	41	1.11%	NP - NONE OF THESE CANDIDATES	832	25.37%
LIB - JOHNSON, GARY	36	0.97%	<b>Total ...</b>	<b>3,280</b>	<b>100.00%</b>
DEM - OBAMA, BARACK	983	26.54%	<b>Supreme Court Justice, Seat F</b>	10/10	100.00%
<b>REP - ROMNEY, MITT</b>	<b>2,601</b>	<b>70.22%</b>	<b>NP - DOUGLAS, MICHAEL L.</b>	<b>2,491</b>	<b>76.29%</b>
NP - NONE OF THESE CANDIDATES	43	1.16%	NP - NONE OF THESE CANDIDATES	774	23.71%
<b>Total ...</b>	<b>3,704</b>	<b>100.00%</b>	<b>Total ...</b>	<b>3,265</b>	<b>100.00%</b>
<b>U.S. Senator</b>	10/10	100.00%	<b>Supreme Court Justice, Seat G</b>	10/10	100.00%
DEM - BERKLEY, SHELLEY	826	22.40%	<b>NP - SAITTA, NANCY M.</b>	<b>2,443</b>	<b>75.35%</b>
<b>REP - HELLER, DEAN</b>	<b>2,567</b>	<b>69.60%</b>	NP - NONE OF THESE CANDIDATES	799	24.65%
IAP - VANDERBEEK, DAVID LORY	185	5.02%	<b>Total ...</b>	<b>3,242</b>	<b>100.00%</b>
NP - NONE OF THESE CANDIDATES	110	2.98%	<b>ELY Justice of the Peace 6YR</b>	10/10	100.00%
<b>Total ...</b>	<b>3,688</b>	<b>100.00%</b>	<b>NP - BISHOP, STEPHEN J.</b>	<b>1,893</b>	<b>53.63%</b>
<b>Rep in Congress, District 4</b>	10/10	100.00%	NP - HIBBS, MATTHEW "MATT"	1,637	46.37%
IAP - FITZGIBBONS, FLOYD	196	5.38%	<b>Total ...</b>	<b>3,530</b>	<b>100.00%</b>
DEM - HORSFORD, STEVEN A.	881	24.20%	<b>School Board Trustee Seat D</b>	10/10	100.00%
LIB - SILVESTRI, JOSEPH P.	98	2.69%	<b>NP - KERNER, MARY ANGELINE</b>	<b>2,093</b>	<b>62.50%</b>
<b>REP - TARKANIAN, DANNY</b>	<b>2,465</b>	<b>67.72%</b>	NP - SORENSEN, AUSTIN L.	1,256	37.50%
<b>Total ...</b>	<b>3,640</b>	<b>100.00%</b>	<b>Total ...</b>	<b>3,349</b>	<b>100.00%</b>
<b>State Senate 19 Senatorial District</b>	10/10	100.00%	<b>WHITE PINE TV District #1 SEAT A</b>	10/10	100.00%
<b>REP - GOICOECHEA, PETE</b>	<b>2,495</b>	<b>68.34%</b>	NP - COX, WYATT	1,558	46.16%
IAP - HANSEN, JANINE	475	13.01%	<b>NP - OLSON, ARTHUR</b>	<b>1,817</b>	<b>53.84%</b>
DEM - KULKIN, HARLEY Z.	681	18.65%	<b>Total ...</b>	<b>3,375</b>	<b>100.00%</b>
<b>Total ...</b>	<b>3,651</b>	<b>100.00%</b>	<b>State Question No. 1</b>	10/10	100.00%
<b>State Assembly Dist. 33</b>	10/10	100.00%	YES	1,687	47.56%
<b>REP - ELLISON, JOHN</b>	<b>3,006</b>	<b>100.00%</b>	NO	1,860	52.44%
<b>Total ...</b>	<b>3,006</b>	<b>100.00%</b>	<b>Total ...</b>	<b>3,547</b>	<b>100.00%</b>
<b>County Commissioner Seat 2</b>	10/10	100.00%			
DEM - CARNEY, RICHARD L.	1,723	47.52%			
<b>REP - COSTER, MIKE</b>	<b>1,903</b>	<b>52.48%</b>			
<b>Total ...</b>	<b>3,626</b>	<b>100.00%</b>			
<b>County Commissioner Seat 3</b>	10/10	100.00%			
<b>REP - CARSON, LAURIE L.</b>	<b>2,195</b>	<b>60.70%</b>			
DEM - NORCROSS, JACK	1,421	39.30%			
<b>Total ...</b>	<b>3,616</b>	<b>100.00%</b>			
<b>County Commissioner Seat 4</b>	10/10	100.00%			
<b>REP - HOWE, RICHARD DENNIS</b>	<b>1,990</b>	<b>55.23%</b>			

DEM - OBAMA	000
REP - ROMNEY	000
NP - NONE OF THESE CANDIDATES	000
OVERVOTES	000
UNDERVOTES	000

Precinct 0088

FRI., NOVEMBER 9, 2012 3:21:41 PM

**BALLOT REPORT**

Insight serial number is 501,414  
 Protective counter number is 9,303

Precinct 0099

- COUNTED	002
- NOT COUNTED	000
= TOTAL BALLOTS CAST	==> 002
- REAR BIN	002
= TOTAL BALLOTS CAST	==> 002
- REGULAR	002
= TOTAL BALLOTS CAST	==> 002

FRI., NOVEMBER 9, 2012 3:21:42 PM

**VOTE TOTALS REPORT**

Precinct 99

GENERAL ELECTION BALLOT  
 WHITE PINE COUNTY NEVADA  
 NOVEMBER 6, 2012

BALLOTS COUNTED  
 - TOTAL 002

Pres/Vice Pres of the US

IAP - GODDE	000
LIB - JOHNSON	000
DEM - OBAMA	001
REP - ROMNEY	001
NP - NONE OF THESE CANDIDATES	000
OVERVOTES	000
UNDERVOTES	000

U. S. Senator

DEM - BERKLEY	000
REP - HELLER	001
IAP - VANDERBEEK	001
NP - NONE OF THESE CANDIDATES	000
OVERVOTES	000
UNDERVOTES	000

Rep in Congress

IAP - FITZGIBBONS	001
DEM - HORSEFORD	000
LIB - SILVESTRI	000
REP - TARKANIAN	001
OVERVOTES	000
UNDERVOTES	000

Precinct 0099

**GENERAL ELECTION**

November 6, 2012

Precinct Report

White Pine

Unofficial Summary Report 20121106 pct

**Precinct 1**

Registration & Turnout		629	
Election Day Turnout	158	25.12%	
Absentee Turnout	80	12.72%	
Early Vote Turnout	232	36.88%	
<b>Total...</b>	<b>470</b>	<b>74.72%</b>	

Pres/Vice Pres of the US		(Final)	
IAP - GOODE, VIRGIL	5	1.06%	
LIB - JOHNSON, GARY	6	1.28%	
DEM - OBAMA, BARACK	133	28.30%	
<b>REP - ROMNEY, MITT</b>	<b>320</b>	<b>68.09%</b>	
NP - NONE OF THESE CANDIDATES	6	1.28%	
<b>Total...</b>	<b>470</b>	<b>100.00%</b>	

U.S. Senator		(Final)	
DEM - BERKLEY, SHELLEY	109	23.29%	
<b>REP - HELLER, DEAN</b>	<b>324</b>	<b>69.23%</b>	
IAP - VANDERBEEK, DAVID LORY	25	5.34%	
NP - NONE OF THESE CANDIDATES	10	2.14%	
<b>Total...</b>	<b>468</b>	<b>100.00%</b>	

Rep in Congress, District 4		(Final)	
IAP - FITZGIBBONS, FLOYD	23	4.94%	
DEM - HORSFORD, STEVEN A.	128	27.47%	
LIB - SILVESTRI, JOSEPH P.	8	1.72%	
<b>REP - TARKANIAN, DANNY</b>	<b>307</b>	<b>65.88%</b>	
<b>Total...</b>	<b>466</b>	<b>100.00%</b>	

State Senate 19 Senatorial District		(Final)	
<b>REP - GOICOECHEA, PETE</b>	<b>327</b>	<b>70.17%</b>	
IAP - HANSEN, JANINE	55	11.80%	
DEM - KULKIN, HARLEY Z.	84	18.03%	
<b>Total...</b>	<b>466</b>	<b>100.00%</b>	

State Assembly Dist. 33		(Final)	
<b>REP - ELLISON, JOHN</b>	<b>386</b>	<b>100.00%</b>	
<b>Total...</b>	<b>386</b>	<b>100.00%</b>	

County Commissioner Seat 2		(Final)	
<b>DEM - CARNEY, RICHARD L.</b>	<b>253</b>	<b>54.64%</b>	
REP - COSTER, MIKE	210	45.36%	
<b>Total...</b>	<b>463</b>	<b>100.00%</b>	

County Commissioner Seat 3		(Final)	
<b>REP - CARSON, LAURIE L.</b>	<b>274</b>	<b>59.18%</b>	
DEM - NORCROSS, JACK	189	40.82%	
<b>Total...</b>	<b>463</b>	<b>100.00%</b>	

County Commissioner Seat 4		(Final)	
<b>REP - HOWE, RICHARD DENNIS</b>	<b>257</b>	<b>56.11%</b>	
DEM - PEREA, GARY	201	43.89%	
<b>Total...</b>	<b>458</b>	<b>100.00%</b>	

Supreme Court Justice, Seat C		(Final)	
<b>NP - CHERRY, MICHAEL A.</b>	<b>322</b>	<b>76.30%</b>	
NP - NONE OF THESE CANDIDATES	100	23.70%	
<b>Total...</b>	<b>422</b>	<b>100.00%</b>	

**Precinct 1**

Supreme Court Justice, Seat F		(Final)	
<b>NP - DOUGLAS, MICHAEL L.</b>	<b>333</b>	<b>79.86%</b>	
NP - NONE OF THESE CANDIDATES	84	20.14%	
<b>Total...</b>	<b>417</b>	<b>100.00%</b>	

Supreme Court Justice, Seat G		(Final)	
<b>NP - SAITTA, NANCY M.</b>	<b>319</b>	<b>77.43%</b>	
NP - NONE OF THESE CANDIDATES	93	22.57%	
<b>Total...</b>	<b>412</b>	<b>100.00%</b>	

ELY Justice of the Peace 6YR		(Final)	
<b>NP - BISHOP, STEPHEN J.</b>	<b>269</b>	<b>58.73%</b>	
NP - HIBBS, MATTHEW "MATT"	189	41.27%	
<b>Total...</b>	<b>458</b>	<b>100.00%</b>	

School Board Trustee Seat D		(Final)	
<b>NP - KERNER, MARY ANGELINE</b>	<b>281</b>	<b>65.20%</b>	
NP - SORENSEN, AUSTIN L.	150	34.80%	
<b>Total...</b>	<b>431</b>	<b>100.00%</b>	

WHITE PINE TV District #1 SEAT A		(Final)	
NP - COX, WYATT	195	43.62%	
<b>NP - OLSON, ARTHUR</b>	<b>252</b>	<b>56.38%</b>	
<b>Total...</b>	<b>447</b>	<b>100.00%</b>	

State Question No. 1		(Final)	
YES	212	47.01%	
NO	239	52.99%	
<b>Total...</b>	<b>451</b>	<b>100.00%</b>	

**GENERAL ELECTION**

November 6, 2012

Precinct Report

White Pine

Unofficial Summary Report 20121106 pct

<b>Precinct 2</b>				<b>Precinct 2</b>						
<b>Registration &amp; Turnout</b>				467	<b>Supreme Court Justice, Seat F</b>			(Final)		
Election Day Turnout	139	29.76%		<b>NP - DOUGLAS, MICHAEL L.</b>	233	77.93%				
Absentee Turnout	45	9.64%		NP - NONE OF THESE CANDIDATES	66	22.07%				
Early Vote Turnout	154	32.98%		<b>Total...</b>	299	100.00%				
<b>Total...</b>	338	72.38%		<b>Supreme Court Justice, Seat G</b>			(Final)			
<b>Pres/Vice Pres of the US</b>				(Final)	<b>NP - SAIITTA, NANCY M.</b>			235		
IAP - GOODE, VIRGIL	5	1.48%		NP - NONE OF THESE CANDIDATES	65	21.67%				
LIB - JOHNSON, GARY	2	0.59%		<b>Total...</b>	300	100.00%				
DEM - OBAMA, BARACK	117	34.72%		<b>ELY Justice of the Peace 6YR</b>				(Final)		
<b>REP - ROMNEY, MITT</b>	211	62.61%		<b>NP - BISHOP, STEPHEN J.</b>	185	57.81%				
NP - NONE OF THESE CANDIDATES	2	0.59%		NP - HIBBS, MATTHEW "MATT"	135	42.19%				
<b>Total...</b>	337	100.00%		<b>Total...</b>	320	100.00%				
<b>U.S. Senator</b>				(Final)	<b>School Board Trustee Seat D</b>			(Final)		
DEM - BERKLEY, SHELLEY	102	30.36%		<b>NP - KERNER, MARY ANGELINE</b>	192	62.34%				
<b>REP - HELLER, DEAN</b>	206	61.31%		NP - SORENSEN, AUSTIN L.	116	37.66%				
IAP - VANDERBEEK, DAVID LORY	20	5.95%		<b>Total...</b>	308	100.00%				
NP - NONE OF THESE CANDIDATES	8	2.38%		<b>WHITE PINE TV District #1 SEAT A</b>				(Final)		
<b>Total...</b>	336	100.00%		NP - COX, WYATT	149	47.30%				
<b>Rep in Congress, District 4</b>				(Final)	<b>NP - OLSON, ARTHUR</b>			166		
IAP - FITZGIBBONS, FLOYD	18	5.42%		<b>Total...</b>	315	100.00%				
DEM - HORSFORD, STEVEN A.	101	30.42%		<b>State Question No. 1</b>				(Final)		
LIB - SILVESTRI, JOSEPH P.	16	4.82%		YES	158	48.62%				
<b>REP - TARKANIAN, DANNY</b>	197	59.34%		NO	167	51.38%				
<b>Total...</b>	332	100.00%		<b>Total...</b>	325	100.00%				
<b>State Senate 19 Senatorial District</b>				(Final)	<b>County Commissioner Seat 2</b>					
<b>REP - GOICOECHEA, PETE</b>	205	61.93%		<b>DEM - CARNEY, RICHARD L.</b>				173		
IAP - HANSEN, JANINE	38	11.48%		REP - COSTER, MIKE				157		
DEM - KULKIN, HARLEY Z.	88	26.59%		<b>Total...</b>	330	100.00%				
<b>Total...</b>	331	100.00%		<b>County Commissioner Seat 3</b>				(Final)		
<b>State Assembly Dist. 33</b>				(Final)	<b>REP - CARSON, LAURIE L.</b>				174	
<b>REP - ELLISON, JOHN</b>	254	100.00%		DEM - NORCROSS, JACK				151		
<b>Total...</b>	254	100.00%		<b>Total...</b>	325	100.00%				
<b>County Commissioner Seat 2</b>				(Final)	<b>County Commissioner Seat 4</b>				(Final)	
<b>DEM - CARNEY, RICHARD L.</b>				173	52.42%	<b>REP - HOWE, RICHARD DENNIS</b>				160
REP - COSTER, MIKE				157	47.58%	DEM - PEREA, GARY				169
<b>Total...</b>	330	100.00%		<b>Total...</b>	329	100.00%				
<b>County Commissioner Seat 3</b>				(Final)	<b>Supreme Court Justice, Seat C</b>				(Final)	
<b>REP - CARSON, LAURIE L.</b>				174	53.54%	<b>NP - CHERRY, MICHAEL A.</b>				230
DEM - NORCROSS, JACK				151	46.46%	NP - NONE OF THESE CANDIDATES				72
<b>Total...</b>	325	100.00%		<b>Total...</b>	302	100.00%				
<b>County Commissioner Seat 4</b>				(Final)	<b>Supreme Court Justice, Seat C</b>				(Final)	
<b>REP - HOWE, RICHARD DENNIS</b>				160	48.63%	<b>NP - CHERRY, MICHAEL A.</b>				230
DEM - PEREA, GARY				169	51.37%	NP - NONE OF THESE CANDIDATES				72
<b>Total...</b>	329	100.00%		<b>Total...</b>	302	100.00%				

**GENERAL ELECTION**

November 6, 2012

Precinct Report

White Pine

Unofficial Summary Report 20121106 pct

**Precinct 3**

Registration & Turnout		544	
Election Day Turnout	192	35.29%	
Absentee Turnout	69	12.68%	
Early Vote Turnout	183	33.64%	
<b>Total...</b>	<b>444</b>	<b>81.62%</b>	

**Pres/Vice Pres of the US**

		(Final)	
IAP - GOODE, VIRGIL	6	1.35%	
LIB - JOHNSON, GARY	6	1.35%	
DEM - OBAMA, BARACK	156	35.21%	
<b>REP - ROMNEY, MITT</b>	<b>271</b>	<b>61.17%</b>	
NP - NONE OF THESE CANDIDATES	4	0.90%	
<b>Total...</b>	<b>443</b>	<b>100.00%</b>	

**U.S. Senator**

		(Final)	
DEM - BERKLEY, SHELLEY	109	24.94%	
<b>REP - HELLER, DEAN</b>	<b>284</b>	<b>64.99%</b>	
IAP - VANDERBEEK, DAVID LORY	24	5.49%	
NP - NONE OF THESE CANDIDATES	20	4.58%	
<b>Total...</b>	<b>437</b>	<b>100.00%</b>	

**Rep in Congress, District 4**

		(Final)	
IAP - FITZGIBBONS, FLOYD	21	4.82%	
DEM - HORSFORD, STEVEN A.	125	28.67%	
LIB - SILVESTRI, JOSEPH P.	22	5.05%	
<b>REP - TARKANIAN, DANNY</b>	<b>268</b>	<b>61.47%</b>	
<b>Total...</b>	<b>436</b>	<b>100.00%</b>	

**State Senate 19 Senatorial District**

		(Final)	
<b>REP - GOICOECHEA, PETE</b>	<b>273</b>	<b>62.19%</b>	
IAP - HANSEN, JANINE	60	13.67%	
DEM - KULKIN, HARLEY Z.	106	24.15%	
<b>Total...</b>	<b>439</b>	<b>100.00%</b>	

**State Assembly Dist. 33**

		(Final)	
<b>REP - ELLISON, JOHN</b>	<b>355</b>	<b>100.00%</b>	
<b>Total...</b>	<b>355</b>	<b>100.00%</b>	

**County Commissioner Seat 2**

		(Final)	
<b>DEM - CARNEY, RICHARD L.</b>	<b>248</b>	<b>57.67%</b>	
REP - COSTER, MIKE	182	42.33%	
<b>Total...</b>	<b>430</b>	<b>100.00%</b>	

**County Commissioner Seat 3**

		(Final)	
<b>REP - CARSON, LAURIE L.</b>	<b>231</b>	<b>53.60%</b>	
DEM - NORCROSS, JACK	200	46.40%	
<b>Total...</b>	<b>431</b>	<b>100.00%</b>	

**County Commissioner Seat 4**

		(Final)	
<b>REP - HOWE, RICHARD DENNIS</b>	<b>227</b>	<b>52.67%</b>	
DEM - PEREA, GARY	204	47.33%	
<b>Total...</b>	<b>431</b>	<b>100.00%</b>	

**Supreme Court Justice, Seat C**

		(Final)	
<b>NP - CHERRY, MICHAEL A.</b>	<b>278</b>	<b>70.03%</b>	
NP - NONE OF THESE CANDIDATES	119	29.97%	
<b>Total...</b>	<b>397</b>	<b>100.00%</b>	

**Precinct 3**

Supreme Court Justice, Seat F		(Final)	
<b>NP - DOUGLAS, MICHAEL L.</b>	<b>292</b>	<b>74.11%</b>	
NP - NONE OF THESE CANDIDATES	102	25.89%	
<b>Total...</b>	<b>394</b>	<b>100.00%</b>	

**Supreme Court Justice, Seat G**

		(Final)	
<b>NP - SAITTA, NANCY M.</b>	<b>288</b>	<b>74.04%</b>	
NP - NONE OF THESE CANDIDATES	101	25.96%	
<b>Total...</b>	<b>389</b>	<b>100.00%</b>	

**ELY Justice of the Peace 6YR**

		(Final)	
NP - BISHOP, STEPHEN J.	204	48.11%	
<b>NP - HIBBS, MATTHEW "MATT"</b>	<b>220</b>	<b>51.89%</b>	
<b>Total...</b>	<b>424</b>	<b>100.00%</b>	

**School Board Trustee Seat D**

		(Final)	
<b>NP - KERNER, MARY ANGELINE</b>	<b>239</b>	<b>60.51%</b>	
NP - SORENSEN, AUSTIN L.	156	39.49%	
<b>Total...</b>	<b>395</b>	<b>100.00%</b>	

**WHITE PINE TV District #1 SEAT A**

		(Final)	
NP - COX, WYATT	172	41.85%	
<b>NP - OLSON, ARTHUR</b>	<b>239</b>	<b>58.15%</b>	
<b>Total...</b>	<b>411</b>	<b>100.00%</b>	

**State Question No. 1**

		(Final)	
YES	201	47.18%	
NO	225	52.82%	
<b>Total...</b>	<b>426</b>	<b>100.00%</b>	

**GENERAL ELECTION**

November 6, 2012

**Precinct Report**

White Pine

Unofficial Summary Report 20121106 pct

**Precinct 4**

<b>Registration &amp; Turnout</b>		545	
Election Day Turnout	153	28.07%	
Absentee Turnout	95	17.43%	
Early Vote Turnout	204	37.43%	
<b>Total...</b>	<b>452</b>	<b>82.94%</b>	

**Pres/Vice Pres of the US**

		(Final)	
IAP - GOODE, VIRGIL	2	0.44%	
LIB - JOHNSON, GARY	6	1.33%	
DEM - OBAMA, BARACK	124	27.43%	
<b>REP - ROMNEY, MITT</b>	<b>315</b>	<b>69.69%</b>	
NP - NONE OF THESE CANDIDATES	5	1.11%	
<b>Total...</b>	<b>452</b>	<b>100.00%</b>	

**U.S. Senator**

		(Final)	
DEM - BERKLEY, SHELLEY	105	23.33%	
<b>REP - HELLER, DEAN</b>	<b>311</b>	<b>69.11%</b>	
IAP - VANDERBEEK, DAVID LORY	23	5.11%	
NP - NONE OF THESE CANDIDATES	11	2.44%	
<b>Total...</b>	<b>450</b>	<b>100.00%</b>	

**Rep in Congress, District 4**

		(Final)	
IAP - FITZGIBBONS, FLOYD	18	4.06%	
DEM - HORSFORD, STEVEN A.	108	24.38%	
LIB - SILVESTRI, JOSEPH P.	9	2.03%	
<b>REP - TARKANIAN, DANNY</b>	<b>308</b>	<b>69.53%</b>	
<b>Total...</b>	<b>443</b>	<b>100.00%</b>	

**State Senate 19 Senatorial District**

		(Final)	
<b>REP - GOICOECHEA, PETE</b>	<b>320</b>	<b>72.23%</b>	
IAP - HANSEN, JANINE	41	9.26%	
DEM - KULKIN, HARLEY Z.	82	18.51%	
<b>Total...</b>	<b>443</b>	<b>100.00%</b>	

**State Assembly Dist. 33**

		(Final)	
<b>REP - ELLISON, JOHN</b>	<b>359</b>	<b>100.00%</b>	
<b>Total...</b>	<b>359</b>	<b>100.00%</b>	

**County Commissioner Seat 2**

		(Final)	
<b>DEM - CARNEY, RICHARD L.</b>	<b>250</b>	<b>56.05%</b>	
REP - COSTER, MIKE	196	43.95%	
<b>Total...</b>	<b>446</b>	<b>100.00%</b>	

**County Commissioner Seat 3**

		(Final)	
<b>REP - CARSON, LAURIE L.</b>	<b>251</b>	<b>57.18%</b>	
DEM - NORCROSS, JACK	188	42.82%	
<b>Total...</b>	<b>439</b>	<b>100.00%</b>	

**County Commissioner Seat 4**

		(Final)	
<b>REP - HOWE, RICHARD DENNIS</b>	<b>250</b>	<b>56.56%</b>	
DEM - PEREA, GARY	192	43.44%	
<b>Total...</b>	<b>442</b>	<b>100.00%</b>	

**Supreme Court Justice, Seat C**

		(Final)	
<b>NP - CHERRY, MICHAEL A.</b>	<b>305</b>	<b>77.22%</b>	
NP - NONE OF THESE CANDIDATES	90	22.78%	
<b>Total...</b>	<b>395</b>	<b>100.00%</b>	

**Precinct 4**

<b>Supreme Court Justice, Seat F</b>		(Final)	
<b>NP - DOUGLAS, MICHAEL L.</b>	<b>305</b>	<b>77.81%</b>	
NP - NONE OF THESE CANDIDATES	87	22.19%	
<b>Total...</b>	<b>392</b>	<b>100.00%</b>	

**Supreme Court Justice, Seat G**

		(Final)	
<b>NP - SAITTA, NANCY M.</b>	<b>304</b>	<b>78.55%</b>	
NP - NONE OF THESE CANDIDATES	83	21.45%	
<b>Total...</b>	<b>387</b>	<b>100.00%</b>	

**ELY Justice of the Peace 6YR**

		(Final)	
<b>NP - BISHOP, STEPHEN J.</b>	<b>241</b>	<b>55.53%</b>	
NP - HIBBS, MATTHEW "MATT"	193	44.47%	
<b>Total...</b>	<b>434</b>	<b>100.00%</b>	

**School Board Trustee Seat D**

		(Final)	
<b>NP - KERNER, MARY ANGELINE</b>	<b>275</b>	<b>66.27%</b>	
NP - SORENSEN, AUSTIN L.	140	33.73%	
<b>Total...</b>	<b>415</b>	<b>100.00%</b>	

**WHITE PINE TV District #1 SEAT A**

		(Final)	
NP - COX, WYATT	177	41.84%	
<b>NP - OLSON, ARTHUR</b>	<b>246</b>	<b>58.16%</b>	
<b>Total...</b>	<b>423</b>	<b>100.00%</b>	

**State Question No. 1**

		(Final)	
<b>YES</b>	<b>233</b>	<b>55.48%</b>	
NO	187	44.52%	
<b>Total...</b>	<b>420</b>	<b>100.00%</b>	



**GENERAL ELECTION**

November 6, 2012

**Precinct Report**

White Pine

Unofficial Summary Report 20121106 pct

**Precinct 5**

<b>Registration &amp; Turnout</b>		1,019	
Election Day Turnout	317	31.11%	
Absentee Turnout	153	15.01%	
Early Vote Turnout	367	36.02%	
<b>Total...</b>	<b>837</b>	<b>82.14%</b>	

**Pres/Vice Pres of the US**

IAP - GOODE, VIRGIL	8	0.96%	
LIB - JOHNSON, GARY	6	0.72%	
DEM - OBAMA, BARACK	179	21.44%	
<b>REP - ROMNEY, MITT</b>	<b>639</b>	<b>76.53%</b>	
NP - NONE OF THESE CANDIDATES	3	0.36%	
<b>Total...</b>	<b>835</b>	<b>100.00%</b>	

**U.S. Senator**

DEM - BERKLEY, SHELLEY	153	18.39%	
<b>REP - HELLER, DEAN</b>	<b>621</b>	<b>74.64%</b>	
IAP - VANDERBEEK, DAVID LORY	35	4.21%	
NP - NONE OF THESE CANDIDATES	23	2.76%	
<b>Total...</b>	<b>832</b>	<b>100.00%</b>	

**Rep in Congress, District 4**

IAP - FITZGIBBONS, FLOYD	45	5.47%	
DEM - HORSFORD, STEVEN A.	169	20.56%	
LIB - SILVESTRI, JOSEPH P.	18	2.19%	
<b>REP - TARKANIAN, DANNY</b>	<b>590</b>	<b>71.78%</b>	
<b>Total...</b>	<b>822</b>	<b>100.00%</b>	

**State Senate 19 Senatorial District**

<b>REP - GOICOECHEA, PETE</b>	<b>609</b>	<b>73.73%</b>	
IAP - HANSEN, JANINE	96	11.62%	
DEM - KULKIN, HARLEY Z.	121	14.65%	
<b>Total...</b>	<b>826</b>	<b>100.00%</b>	

**State Assembly Dist. 33**

<b>REP - ELLISON, JOHN</b>	<b>720</b>	<b>100.00%</b>	
<b>Total...</b>	<b>720</b>	<b>100.00%</b>	

**County Commissioner Seat 2**

DEM - CARNEY, RICHARD L.	372	45.20%	
<b>REP - COSTER, MIKE</b>	<b>451</b>	<b>54.80%</b>	
<b>Total...</b>	<b>823</b>	<b>100.00%</b>	

**County Commissioner Seat 3**

<b>REP - CARSON, LAURIE L.</b>	<b>493</b>	<b>59.98%</b>	
DEM - NORCROSS, JACK	329	40.02%	
<b>Total...</b>	<b>822</b>	<b>100.00%</b>	

**County Commissioner Seat 4**

<b>REP - HOWE, RICHARD DENNIS</b>	<b>466</b>	<b>56.97%</b>	
DEM - PEREA, GARY	352	43.03%	
<b>Total...</b>	<b>818</b>	<b>100.00%</b>	

**Supreme Court Justice, Seat C**

<b>NP - CHERRY, MICHAEL A.</b>	<b>562</b>	<b>74.54%</b>	
NP - NONE OF THESE CANDIDATES	192	25.46%	
<b>Total...</b>	<b>754</b>	<b>100.00%</b>	

**Precinct 5**

<b>Supreme Court Justice, Seat F</b>			(Final)
<b>NP - DOUGLAS, MICHAEL L.</b>	<b>567</b>	<b>75.30%</b>	
NP - NONE OF THESE CANDIDATES	186	24.70%	
<b>Total...</b>	<b>753</b>	<b>100.00%</b>	

**Supreme Court Justice, Seat G**

<b>NP - SAIITA, NANCY M.</b>	<b>553</b>	<b>74.13%</b>	
NP - NONE OF THESE CANDIDATES	193	25.87%	
<b>Total...</b>	<b>746</b>	<b>100.00%</b>	

**ELY Justice of the Peace 6YR**

<b>NP - BISHOP, STEPHEN J.</b>	<b>410</b>	<b>51.57%</b>	
NP - HIBBS, MATTHEW "MATT"	385	48.43%	
<b>Total...</b>	<b>795</b>	<b>100.00%</b>	

**School Board Trustee Seat D**

<b>NP - KERNER, MARY ANGELINE</b>	<b>495</b>	<b>63.95%</b>	
NP - SORENSEN, AUSTIN L.	279	36.05%	
<b>Total...</b>	<b>774</b>	<b>100.00%</b>	

**WHITE PINE TV District #1 SEAT A**

NP - COX, WYATT	352	46.44%	
<b>NP - OLSON, ARTHUR</b>	<b>406</b>	<b>53.56%</b>	
<b>Total...</b>	<b>758</b>	<b>100.00%</b>	

**State Question No. 1**

YES	390	47.85%	
NO	425	52.15%	
<b>Total...</b>	<b>815</b>	<b>100.00%</b>	

**GENERAL ELECTION**

November 6, 2012

Precinct Report

White Pine

Unofficial Summary Report 20121106 pct

<b>Precinct 6</b>			614	<b>Precinct 6</b>		
<b>Registration &amp; Turnout</b>				<b>Supreme Court Justice, Seat F</b> (Final)		
Election Day Turnout	264	43.00%		<b>NP - DOUGLAS, MICHAEL L.</b>	324	72.97%
Absentee Turnout	69	11.24%		NP - NONE OF THESE CANDIDATES	120	27.03%
Early Vote Turnout	170	27.69%		<b>Total...</b>	444	100.00%
<b>Total...</b>	<b>503</b>	<b>81.92%</b>		<b>Supreme Court Justice, Seat G</b> (Final)		
<b>Pres/Vice Pres of the US</b> (Final)				<b>NP - SAITTA, NANCY M.</b>	315	71.59%
IAP - GOODE, VIRGIL	6	1.20%		NP - NONE OF THESE CANDIDATES	125	28.41%
LIB - JOHNSON, GARY	6	1.20%		<b>Total...</b>	440	100.00%
DEM - OBAMA, BARACK	137	27.35%		<b>ELY Justice of the Peace 6YR</b> (Final)		
<b>REP - ROMNEY, MITT</b>	<b>339</b>	<b>67.66%</b>		<b>NP - BISHOP, STEPHEN J.</b>	247	51.67%
NP - NONE OF THESE CANDIDATES	13	2.59%		NP - HIBBS, MATTHEW "MATT"	231	48.33%
<b>Total...</b>	<b>501</b>	<b>100.00%</b>		<b>Total...</b>	478	100.00%
<b>U.S. Senator</b> (Final)				<b>School Board Trustee Seat D</b> (Final)		
DEM - BERKLEY, SHELLEY	125	25.05%		<b>NP - KERNER, MARY ANGELINE</b>	276	60.79%
<b>REP - HELLER, DEAN</b>	<b>324</b>	<b>64.93%</b>		NP - SORENSEN, AUSTIN L.	178	39.21%
IAP - VANDERBEEK, DAVID LORY	28	5.61%		<b>Total...</b>	454	100.00%
NP - NONE OF THESE CANDIDATES	22	4.41%		<b>WHITE PINE TV District #1 SEAT A</b> (Final)		
<b>Total...</b>	<b>499</b>	<b>100.00%</b>		NP - COX, WYATT	223	48.48%
<b>Rep in Congress, District 4</b> (Final)				<b>NP - OLSON, ARTHUR</b>	237	51.52%
IAP - FITZGIBBONS, FLOYD	31	6.40%		<b>Total...</b>	460	100.00%
DEM - HORSFORD, STEVEN A.	127	26.24%		<b>State Question No. 1</b> (Final)		
LIB - SILVESTRI, JOSEPH P.	10	2.07%		YES	225	47.67%
<b>REP - TARKANIAN, DANNY</b>	<b>316</b>	<b>65.29%</b>		NO	247	52.33%
<b>Total...</b>	<b>484</b>	<b>100.00%</b>		<b>Total...</b>	472	100.00%
<b>State Senate 19 Senatorial District</b> (Final)				<b>State Question No. 1</b> (Final)		
<b>REP - GOICOCHEA, PETE</b>	288	59.14%		YES	225	47.67%
IAP - HANSEN, JANINE	88	18.07%		NO	247	52.33%
DEM - KULKIN, HARLEY Z.	111	22.79%		<b>Total...</b>	472	100.00%
<b>Total...</b>	<b>487</b>	<b>100.00%</b>		<b>State Assembly Dist. 33</b> (Final)		
<b>State Assembly Dist. 33</b> (Final)				<b>REP - ELLISON, JOHN</b>	394	100.00%
<b>REP - ELLISON, JOHN</b>	394	100.00%		<b>Total...</b>	394	100.00%
<b>Total...</b>	<b>394</b>	<b>100.00%</b>		<b>County Commissioner Seat 2</b> (Final)		
<b>County Commissioner Seat 2</b> (Final)				DEM - CARNEY, RICHARD L.	221	45.01%
DEM - CARNEY, RICHARD L.	221	45.01%		<b>REP - COSTER, MIKE</b>	270	54.99%
<b>REP - COSTER, MIKE</b>	270	54.99%		<b>Total...</b>	491	100.00%
<b>Total...</b>	<b>491</b>	<b>100.00%</b>		<b>County Commissioner Seat 3</b> (Final)		
<b>County Commissioner Seat 3</b> (Final)				<b>REP - CARSON, LAURIE L.</b>	300	61.10%
<b>REP - CARSON, LAURIE L.</b>	300	61.10%		DEM - NORCROSS, JACK	191	38.90%
DEM - NORCROSS, JACK	191	38.90%		<b>Total...</b>	491	100.00%
<b>Total...</b>	<b>491</b>	<b>100.00%</b>		<b>County Commissioner Seat 4</b> (Final)		
<b>County Commissioner Seat 4</b> (Final)				<b>REP - HOWE, RICHARD DENNIS</b>	290	60.04%
<b>REP - HOWE, RICHARD DENNIS</b>	290	60.04%		DEM - PEREA, GARY	193	39.96%
DEM - PEREA, GARY	193	39.96%		<b>Total...</b>	483	100.00%
<b>Total...</b>	<b>483</b>	<b>100.00%</b>		<b>Supreme Court Justice, Seat C</b> (Final)		
<b>Supreme Court Justice, Seat C</b> (Final)				<b>NP - CHERRY, MICHAEL A.</b>	319	71.69%
<b>NP - CHERRY, MICHAEL A.</b>	319	71.69%		NP - NONE OF THESE CANDIDATES	126	28.31%
NP - NONE OF THESE CANDIDATES	126	28.31%		<b>Total...</b>	445	100.00%
<b>Total...</b>	<b>445</b>	<b>100.00%</b>				

**GENERAL ELECTION**

November 6, 2012

Precinct Report

White Pine

Unofficial Summary Report 20121106 pct

**Precinct 7**

Registration & Turnout		176	
Election Day Turnout	143	81.25%	
Absentee Turnout	0	0.00%	
Early Vote Turnout	7	3.98%	
<b>Total...</b>	<b>150</b>	<b>85.23%</b>	

**Pres/Vice Pres of the US**

		(Final)	
IAP - GOODE, VIRGIL	2	1.34%	
LIB - JOHNSON, GARY	0	0.00%	
DEM - OBAMA, BARACK	44	29.53%	
<b>REP - ROMNEY, MITT</b>	<b>99</b>	<b>66.44%</b>	
NP - NONE OF THESE CANDIDATES	4	2.68%	
<b>Total...</b>	<b>149</b>	<b>100.00%</b>	

**U.S. Senator**

		(Final)	
DEM - BERKLEY, SHELLEY	37	24.83%	
<b>REP - HELLER, DEAN</b>	<b>98</b>	<b>65.77%</b>	
IAP - VANDERBEEK, DAVID LORY	9	6.04%	
NP - NONE OF THESE CANDIDATES	5	3.36%	
<b>Total...</b>	<b>149</b>	<b>100.00%</b>	

**Rep in Congress, District 4**

		(Final)	
IAP - FITZGIBBONS, FLOYD	11	7.48%	
DEM - HORSFORD, STEVEN A.	42	28.57%	
LIB - SILVESTRI, JOSEPH P.	4	2.72%	
<b>REP - TARKANIAN, DANNY</b>	<b>90</b>	<b>61.22%</b>	
<b>Total...</b>	<b>147</b>	<b>100.00%</b>	

**State Senate 19 Senatorial District**

		(Final)	
<b>REP - GOICOECHEA, PETE</b>	<b>88</b>	<b>59.46%</b>	
IAP - HANSEN, JANINE	25	16.89%	
DEM - KULKIN, HARLEY Z.	35	23.65%	
<b>Total...</b>	<b>148</b>	<b>100.00%</b>	

**State Assembly Dist. 33**

		(Final)	
<b>REP - ELLISON, JOHN</b>	<b>115</b>	<b>100.00%</b>	
<b>Total...</b>	<b>115</b>	<b>100.00%</b>	

**County Commissioner Seat 2**

		(Final)	
DEM - CARNEY, RICHARD L.	66	45.52%	
<b>REP - COSTER, MIKE</b>	<b>79</b>	<b>54.48%</b>	
<b>Total...</b>	<b>145</b>	<b>100.00%</b>	

**County Commissioner Seat 3**

		(Final)	
<b>REP - CARSON, LAURIE L.</b>	<b>75</b>	<b>51.37%</b>	
DEM - NORCROSS, JACK	71	48.63%	
<b>Total...</b>	<b>146</b>	<b>100.00%</b>	

**County Commissioner Seat 4**

		(Final)	
<b>REP - HOWE, RICHARD DENNIS</b>	<b>97</b>	<b>67.36%</b>	
DEM - PEREA, GARY	47	32.64%	
<b>Total...</b>	<b>144</b>	<b>100.00%</b>	

**Supreme Court Justice, Seat C**

		(Final)	
<b>NP - CHERRY, MICHAEL A.</b>	<b>95</b>	<b>76.61%</b>	
NP - NONE OF THESE CANDIDATES	29	23.39%	
<b>Total...</b>	<b>124</b>	<b>100.00%</b>	

**Precinct 7**

Supreme Court Justice, Seat F		(Final)	
<b>NP - DOUGLAS, MICHAEL L.</b>	<b>98</b>	<b>79.03%</b>	
NP - NONE OF THESE CANDIDATES	26	20.97%	
<b>Total...</b>	<b>124</b>	<b>100.00%</b>	

**Supreme Court Justice, Seat G**

		(Final)	
<b>NP - SAITTA, NANCY M.</b>	<b>98</b>	<b>77.78%</b>	
NP - NONE OF THESE CANDIDATES	28	22.22%	
<b>Total...</b>	<b>126</b>	<b>100.00%</b>	

**ELY Justice of the Peace 6YR**

		(Final)	
NP - BISHOP, STEPHEN J.	71	49.31%	
<b>NP - HIBBS, MATTHEW "MATT"</b>	<b>73</b>	<b>50.69%</b>	
<b>Total...</b>	<b>144</b>	<b>100.00%</b>	

**School Board Trustee Seat D**

		(Final)	
<b>NP - KERNER, MARY ANGELINE</b>	<b>84</b>	<b>63.64%</b>	
NP - SORENSEN, AUSTIN L.	48	36.36%	
<b>Total...</b>	<b>132</b>	<b>100.00%</b>	

**WHITE PINE TV District #1 SEAT A**

		(Final)	
NP - COX, WYATT	61	46.56%	
<b>NP - OLSON, ARTHUR</b>	<b>70</b>	<b>53.44%</b>	
<b>Total...</b>	<b>131</b>	<b>100.00%</b>	

**State Question No. 1**

		(Final)	
YES	68	47.55%	
NO	75	52.45%	
<b>Total...</b>	<b>143</b>	<b>100.00%</b>	

**GENERAL ELECTION**

November 6, 2012

**Precinct Report**

White Pine

Unofficial Summary Report 20121106 pct

**Precinct 8**

<b>Registration &amp; Turnout</b>		296	
Election Day Turnout	167	56.42%	
Absentee Turnout	53	17.91%	
Early Vote Turnout	33	11.15%	
<b>Total...</b>	<b>253</b>	<b>85.47%</b>	

**Pres/Vice Pres of the US**

IAP - GOODE, VIRGIL	3	1.19%	
LIB - JOHNSON, GARY	0	0.00%	
DEM - OBAMA, BARACK	20	7.91%	
<b>REP - ROMNEY, MITT</b>	<b>229</b>	<b>90.51%</b>	
NP - NONE OF THESE CANDIDATES	1	0.40%	
<b>Total...</b>	<b>253</b>	<b>100.00%</b>	

**U.S. Senator**

DEM - BERKLEY, SHELLEY	18	7.17%	
<b>REP - HELLER, DEAN</b>	<b>211</b>	<b>84.06%</b>	
IAP - VANDERBEEK, DAVID LORY	14	5.58%	
NP - NONE OF THESE CANDIDATES	8	3.19%	
<b>Total...</b>	<b>251</b>	<b>100.00%</b>	

**Rep in Congress, District 4**

IAP - FITZGIBBONS, FLOYD	19	7.63%	
DEM - HORSFORD, STEVEN A.	15	6.02%	
LIB - SILVESTRI, JOSEPH P.	2	0.80%	
<b>REP - TARKANIAN, DANNY</b>	<b>213</b>	<b>85.54%</b>	
<b>Total...</b>	<b>249</b>	<b>100.00%</b>	

**State Senate 19 Senatorial District**

<b>REP - GOICOECHEA, PETE</b>	<b>199</b>	<b>79.60%</b>	
IAP - HANSEN, JANINE	37	14.80%	
DEM - KULKIN, HARLEY Z.	14	5.60%	
<b>Total...</b>	<b>250</b>	<b>100.00%</b>	

**State Assembly Dist. 33**

<b>REP - ELLISON, JOHN</b>	<b>223</b>	<b>100.00%</b>	
<b>Total...</b>	<b>223</b>	<b>100.00%</b>	

**County Commissioner Seat 2**

DEM - CARNEY, RICHARD L.	61	24.90%	
<b>REP - COSTER, MIKE</b>	<b>184</b>	<b>75.10%</b>	
<b>Total...</b>	<b>245</b>	<b>100.00%</b>	

**County Commissioner Seat 3**

<b>REP - CARSON, LAURIE L.</b>	<b>204</b>	<b>82.93%</b>	
DEM - NORCROSS, JACK	42	17.07%	
<b>Total...</b>	<b>246</b>	<b>100.00%</b>	

**County Commissioner Seat 4**

REP - HOWE, RICHARD DENNIS	118	48.96%	
<b>DEM - PEREA, GARY</b>	<b>123</b>	<b>51.04%</b>	
<b>Total...</b>	<b>241</b>	<b>100.00%</b>	

**Supreme Court Justice, Seat C**

<b>NP - CHERRY, MICHAEL A.</b>	<b>182</b>	<b>80.89%</b>	
NP - NONE OF THESE CANDIDATES	43	19.11%	
<b>Total...</b>	<b>225</b>	<b>100.00%</b>	

**Precinct 8**

<b>Supreme Court Justice, Seat F</b>		(Final)
<b>NP - DOUGLAS, MICHAEL L.</b>	<b>183</b>	<b>81.33%</b>
NP - NONE OF THESE CANDIDATES	42	18.67%
<b>Total...</b>	<b>225</b>	<b>100.00%</b>

**Supreme Court Justice, Seat G**

<b>NP - SAIITA, NANCY M.</b>	<b>178</b>	<b>80.18%</b>
NP - NONE OF THESE CANDIDATES	44	19.82%
<b>Total...</b>	<b>222</b>	<b>100.00%</b>

**ELY Justice of the Peace 6YR**

NP - BISHOP, STEPHEN J.	118	48.36%
<b>NP - HIBBS, MATTHEW "MATT"</b>	<b>126</b>	<b>51.64%</b>
<b>Total...</b>	<b>244</b>	<b>100.00%</b>

**School Board Trustee Seat D**

NP - KERNER, MARY ANGELINE	109	49.10%
<b>NP - SORENSEN, AUSTIN L.</b>	<b>113</b>	<b>50.90%</b>
<b>Total...</b>	<b>222</b>	<b>100.00%</b>

**WHITE PINE TV District #1 SEAT A**

<b>NP - COX, WYATT</b>	<b>116</b>	<b>52.97%</b>
NP - OLSON, ARTHUR	103	47.03%
<b>Total...</b>	<b>219</b>	<b>100.00%</b>

**State Question No. 1**

YES	89	37.55%
<b>NO</b>	<b>148</b>	<b>62.45%</b>
<b>Total...</b>	<b>237</b>	<b>100.00%</b>

**GENERAL ELECTION**

November 6, 2012

Precinct Report

White Pine

Unofficial Summary Report 20121106 pct

**Precinct 9**

Registration & Turnout		113	
Election Day Turnout	102	90.27%	
Absentee Turnout	0	0.00%	
Early Vote Turnout	0	0.00%	
<b>Total...</b>	<b>102</b>	<b>90.27%</b>	

**Pres/Vice Pres of the US**

		(Final)	
IAP - GOODE, VIRGIL	1	1.01%	
LIB - JOHNSON, GARY	1	1.01%	
DEM - OBAMA, BARACK	46	46.46%	
<b>REP - ROMNEY, MITT</b>	<b>48</b>	<b>48.48%</b>	
NP - NONE OF THESE CANDIDATES	3	3.03%	
<b>Total...</b>	<b>99</b>	<b>100.00%</b>	

**U.S. Senator**

		(Final)	
DEM - BERKLEY, SHELLEY	45	45.00%	
<b>REP - HELLER, DEAN</b>	<b>50</b>	<b>50.00%</b>	
IAP - VANDERBEEK, DAVID LORY	5	5.00%	
NP - NONE OF THESE CANDIDATES	0	0.00%	
<b>Total...</b>	<b>100</b>	<b>0.00%</b>	

**Rep in Congress, District 4**

		(Final)	
IAP - FITZGIBBONS, FLOYD	3	3.06%	
DEM - HORSFORD, STEVEN A.	42	42.86%	
LIB - SILVESTRI, JOSEPH P.	5	5.10%	
<b>REP - TARKANIAN, DANNY</b>	<b>48</b>	<b>48.98%</b>	
<b>Total...</b>	<b>98</b>	<b>100.00%</b>	

**State Senate 19 Senatorial District**

		(Final)	
<b>REP - GOICOECHEA, PETE</b>	<b>64</b>	<b>64.65%</b>	
IAP - HANSEN, JANINE	12	12.12%	
DEM - KULKIN, HARLEY Z.	23	23.23%	
<b>Total...</b>	<b>99</b>	<b>100.00%</b>	

**State Assembly Dist. 33**

		(Final)	
<b>REP - ELLISON, JOHN</b>	<b>64</b>	<b>100.00%</b>	
<b>Total...</b>	<b>64</b>	<b>100.00%</b>	

**County Commissioner Seat 2**

		(Final)	
DEM - CARNEY, RICHARD L.	36	38.30%	
<b>REP - COSTER, MIKE</b>	<b>58</b>	<b>61.70%</b>	
<b>Total...</b>	<b>94</b>	<b>100.00%</b>	

**County Commissioner Seat 3**

		(Final)	
<b>REP - CARSON, LAURIE L.</b>	<b>71</b>	<b>75.53%</b>	
DEM - NORCROSS, JACK	23	24.47%	
<b>Total...</b>	<b>94</b>	<b>100.00%</b>	

**County Commissioner Seat 4**

		(Final)	
REP - HOWE, RICHARD DENNIS	26	26.26%	
<b>DEM - PEREA, GARY</b>	<b>73</b>	<b>73.74%</b>	
<b>Total...</b>	<b>99</b>	<b>100.00%</b>	

**Supreme Court Justice, Seat C**

		(Final)	
<b>NP - CHERRY, MICHAEL A.</b>	<b>59</b>	<b>77.63%</b>	
NP - NONE OF THESE CANDIDATES	17	22.37%	
<b>Total...</b>	<b>76</b>	<b>100.00%</b>	

**Precinct 9**

Supreme Court Justice, Seat F		(Final)	
<b>NP - DOUGLAS, MICHAEL L.</b>	<b>60</b>	<b>77.92%</b>	
NP - NONE OF THESE CANDIDATES	17	22.08%	
<b>Total...</b>	<b>77</b>	<b>100.00%</b>	

**Supreme Court Justice, Seat G**

		(Final)	
<b>NP - SAITTA, NANCY M.</b>	<b>62</b>	<b>77.50%</b>	
NP - NONE OF THESE CANDIDATES	18	22.50%	
<b>Total...</b>	<b>80</b>	<b>100.00%</b>	

**ELY Justice of the Peace 6YR**

		(Final)	
<b>NP - BISHOP, STEPHEN J.</b>	<b>68</b>	<b>80.00%</b>	
NP - HIBBS, MATTHEW "MATT"	17	20.00%	
<b>Total...</b>	<b>85</b>	<b>100.00%</b>	

**School Board Trustee Seat D**

		(Final)	
<b>NP - KERNER, MARY ANGELINE</b>	<b>61</b>	<b>75.31%</b>	
NP - SORENSEN, AUSTIN L.	20	24.69%	
<b>Total...</b>	<b>81</b>	<b>100.00%</b>	

**WHITE PINE TV District #1 SEAT A**

		(Final)	
<b>NP - COX, WYATT</b>	<b>41</b>	<b>54.67%</b>	
NP - OLSON, ARTHUR	34	45.33%	
<b>Total...</b>	<b>75</b>	<b>100.00%</b>	

**State Question No. 1**

		(Final)	
<b>YES</b>	<b>52</b>	<b>53.61%</b>	
NO	45	46.39%	
<b>Total...</b>	<b>97</b>	<b>100.00%</b>	

**GENERAL ELECTION**

November 6, 2012

**Precinct Report**

White Pine

Unofficial Summary Report 20121106 pct

<b>Precinct 10</b>			193	<b>Precinct 10</b>			(Final)
<b>Registration &amp; Turnout</b>				<b>Supreme Court Justice, Seat F</b>			
Election Day Turnout	157	81.35%		NP - DOUGLAS, MICHAEL L.	96	68.57%	
Absentee Turnout	0	0.00%		NP - NONE OF THESE CANDIDATES	44	31.43%	
Early Vote Turnout	9	4.66%		<b>Total...</b>	<b>140</b>	<b>100.00%</b>	
<b>Total...</b>	<b>166</b>	<b>86.01%</b>		<b>Supreme Court Justice, Seat G</b>			(Final)
<b>Pres/Vice Pres of the US</b>			(Final)	<b>NP - SAITTA, NANCY M.</b>			91
IAP - GOODE, VIRGIL	3	1.82%		NP - NONE OF THESE CANDIDATES	49	35.00%	
LIB - JOHNSON, GARY	3	1.82%		<b>Total...</b>	<b>140</b>	<b>100.00%</b>	
DEM - OBAMA, BARACK	27	16.36%		<b>ELY Justice of the Peace 6YR</b>			(Final)
<b>REP - ROMNEY, MITT</b>	<b>130</b>	<b>78.79%</b>		NP - BISHOP, STEPHEN J.	80	54.05%	
NP - NONE OF THESE CANDIDATES	2	1.21%		NP - HIBBS, MATTHEW "MATT"	68	45.95%	
<b>Total...</b>	<b>165</b>	<b>100.00%</b>		<b>Total...</b>	<b>148</b>	<b>100.00%</b>	
<b>U.S. Senator</b>			(Final)	<b>School Board Trustee Seat D</b>			(Final)
DEM - BERKLEY, SHELLEY	23	13.86%		NP - KERNER, MARY ANGELINE	81	59.12%	
<b>REP - HELLER, DEAN</b>	<b>138</b>	<b>83.13%</b>		NP - SORENSEN, AUSTIN L.	56	40.88%	
IAP - VANDERBEEK, DAVID LORY	2	1.20%		<b>Total...</b>	<b>137</b>	<b>100.00%</b>	
NP - NONE OF THESE CANDIDATES	3	1.81%		<b>WHITE PINE TV District #1 SEAT A</b>			(Final)
<b>Total...</b>	<b>166</b>	<b>100.00%</b>		NP - COX, WYATT	72	52.94%	
<b>Rep in Congress, District 4</b>			(Final)	NP - OLSON, ARTHUR	64	47.06%	
IAP - FITZGIBBONS, FLOYD	7	4.29%		<b>Total...</b>	<b>136</b>	<b>100.00%</b>	
DEM - HORSFORD, STEVEN A.	24	14.72%		<b>State Question No. 1</b>			(Final)
LIB - SILVESTRI, JOSEPH P.	4	2.45%		YES	59	36.65%	
<b>REP - TARKANIAN, DANNY</b>	<b>128</b>	<b>78.53%</b>		NO	102	63.35%	
<b>Total...</b>	<b>163</b>	<b>100.00%</b>		<b>Total...</b>	<b>161</b>	<b>100.00%</b>	
<b>State Senate 19 Senatorial District</b>			(Final)	<b>County Commissioner Seat 2</b>			
<b>REP - GOICOECHEA, PETE</b>	<b>122</b>	<b>75.31%</b>		DEM - CARNEY, RICHARD L.	43	27.04%	
IAP - HANSEN, JANINE	23	14.20%		<b>REP - COSTER, MIKE</b>	<b>116</b>	<b>72.96%</b>	
DEM - KULKIN, HARLEY Z.	17	10.49%		<b>Total...</b>	<b>159</b>	<b>100.00%</b>	
<b>Total...</b>	<b>162</b>	<b>100.00%</b>		<b>County Commissioner Seat 3</b>			(Final)
<b>State Assembly Dist. 33</b>			(Final)	<b>REP - CARSON, LAURIE L.</b>			122
<b>REP - ELLISON, JOHN</b>	<b>136</b>	<b>100.00%</b>		DEM - NORCROSS, JACK	37	23.27%	
<b>Total...</b>	<b>136</b>	<b>100.00%</b>		<b>Total...</b>	<b>159</b>	<b>100.00%</b>	
<b>County Commissioner Seat 2</b>			(Final)	<b>County Commissioner Seat 4</b>			(Final)
DEM - CARNEY, RICHARD L.	43	27.04%		<b>REP - HOWE, RICHARD DENNIS</b>	<b>99</b>	<b>62.66%</b>	
<b>REP - COSTER, MIKE</b>	<b>116</b>	<b>72.96%</b>		DEM - PEREA, GARY	59	37.34%	
<b>Total...</b>	<b>159</b>	<b>100.00%</b>		<b>Total...</b>	<b>158</b>	<b>100.00%</b>	
<b>County Commissioner Seat 3</b>			(Final)	<b>Supreme Court Justice, Seat C</b>			(Final)
<b>REP - CARSON, LAURIE L.</b>	<b>122</b>	<b>76.73%</b>		NP - CHERRY, MICHAEL A.	96	68.57%	
DEM - NORCROSS, JACK	37	23.27%		NP - NONE OF THESE CANDIDATES	44	31.43%	
<b>Total...</b>	<b>159</b>	<b>100.00%</b>		<b>Total...</b>	<b>140</b>	<b>100.00%</b>	
<b>County Commissioner Seat 4</b>			(Final)	<b>Supreme Court Justice, Seat C</b>			(Final)
<b>REP - HOWE, RICHARD DENNIS</b>	<b>99</b>	<b>62.66%</b>		NP - CHERRY, MICHAEL A.	96	68.57%	
DEM - PEREA, GARY	59	37.34%		NP - NONE OF THESE CANDIDATES	44	31.43%	
<b>Total...</b>	<b>158</b>	<b>100.00%</b>		<b>Total...</b>	<b>140</b>	<b>100.00%</b>	
<b>Supreme Court Justice, Seat C</b>			(Final)	<b>Supreme Court Justice, Seat C</b>			(Final)
NP - CHERRY, MICHAEL A.	96	68.57%		NP - CHERRY, MICHAEL A.	96	68.57%	
NP - NONE OF THESE CANDIDATES	44	31.43%		NP - NONE OF THESE CANDIDATES	44	31.43%	
<b>Total...</b>	<b>140</b>	<b>100.00%</b>		<b>Total...</b>	<b>140</b>	<b>100.00%</b>	

**GENERAL ELECTION**

November 6, 2012

Precinct Report

White Pine

Unofficial Summary Report 20121106 pct

**Precinct 88**

<b>Registration &amp; Turnout</b>		0	0.00%
Election Day Turnout	0	0.00%	
Absentee Turnout	0	0.00%	
Early Vote Turnout	0	0.00%	
<b>Total...</b>	<b>0</b>	<b>0.00%</b>	

<b>Pres/Vice Pres of the US</b>		0	0.00%
IAP - GOODE, VIRGIL	0	0.00%	
LIB - JOHNSON, GARY	0	0.00%	
DEM - OBAMA, BARACK	0	0.00%	
REP - ROMNEY, MITT	0	0.00%	
NP - NONE OF THESE CANDIDATES	0	0.00%	
<b>Total...</b>	<b>0</b>	<b>0.00%</b>	

**Precinct 99**

<b>Registration &amp; Turnout</b>		0	0.00%
Election Day Turnout	0	0.00%	
Absentee Turnout	0	0.00%	
Early Vote Turnout	0	0.00%	
<b>Total...</b>	<b>0</b>	<b>0.00%</b>	

<b>Pres/Vice Pres of the US</b>		0	0.00%
IAP - GOODE, VIRGIL	0	0.00%	
LIB - JOHNSON, GARY	0	0.00%	
DEM - OBAMA, BARACK	0	0.00%	
REP - ROMNEY, MITT	0	0.00%	
NP - NONE OF THESE CANDIDATES	0	0.00%	
<b>Total...</b>	<b>0</b>	<b>0.00%</b>	

**U.S. Senator**

DEM - BERKLEY, SHELLEY	0	0.00%
REP - HELLER, DEAN	0	0.00%
IAP - VANDERBEEK, DAVID LORY	0	0.00%
NP - NONE OF THESE CANDIDATES	0	0.00%
<b>Total...</b>	<b>0</b>	<b>0.00%</b>

**Rep in Congress, District 4**

IAP - FITZGIBBONS, FLOYD	0	0.00%
DEM - HORSFORD, STEVEN A.	0	0.00%
LIB - SILVESTRI, JOSEPH P.	0	0.00%
REP - TARKANIAN, DANNY	0	0.00%
<b>Total...</b>	<b>0</b>	<b>0.00%</b>

GENERAL ELECTION  
November 6, 2012  
Provisional Vote Status Report  
WHITE PINE COUNTY

Precinct 99

Ballot/Tag	Vote Status	Vote Rejection Rational
1401	Rejected	Code 3
1402	Rejected	Code 3
1415	Rejected	Code 3
1416	Rejected	Code 2
1417	Rejected	Code 3
1418	Rejected	Code 3
1419	Rejected	Code 2
1420	Rejected	Code 2
1434	Rejected	Code 0 *
1440	Accepted	Code 1
1441	Rejected	Code 3
1442	Accepted	Code 1
1443	Rejected	Code 3
1444	Rejected	Code 3
1445	Rejected	Code 3
1447	Rejected	Code 3
1448	Rejected	Code 2
1449	Rejected	Code 2

\*Voter registration record was found after voter voted provisionally.  
Voter was given a full regular ballot and allowed to vote.